

Oliphant Brewing LLC

350 Main St Ste 2
Somerset, WI 54025
trevor@oliphantbrewing.com
(651) 472-7889

Sample: 2411AIT1532.3149

Strain: N/A
Batch#: ; Batch Size: g
Sample Received: 11/26/2024; Report Created: 11/26/2024

OG Lemonade #060924

Ingestible, Beverage



0.003%
10.3 mg/container
5.2 mg/serving
Total THC

0.002%
5.8 mg/container
2.9 mg/serving
Total CBD

0.005%
16.2 mg/container
8.1 mg/serving
Total Cannabinoids

Cannabinoids

Date Tested: 11/26/2024

Analytes	%	mg/g	mg/ml	mg/serving	LOQ
CBC	<LOQ	<LOQ	<LOQ	<LOQ	0.000
CBD	0.002	0.016	0.016	2.905	0.000
CBDa	<LOQ	<LOQ	<LOQ	<LOQ	0.000
CBDV	<LOQ	<LOQ	<LOQ	<LOQ	0.000
CBG	<LOQ	<LOQ	<LOQ	<LOQ	0.000
CBGa	<LOQ	<LOQ	<LOQ	<LOQ	0.000
CBL	<LOQ	<LOQ	<LOQ	<LOQ	0.000
CBN	<LOQ	<LOQ	<LOQ	<LOQ	0.000
Δ8-THC	<LOQ	<LOQ	<LOQ	<LOQ	0.000
Δ9-THC	0.003	0.029	0.029	5.173	0.000
THCa	<LOQ	<LOQ	<LOQ	<LOQ	0.000
THCVa	<LOQ	<LOQ	<LOQ	<LOQ	0.000

Method: HPLC
Total THC = THCa * 0.877 + Δ9-THC
Total CBD = CBDa * 0.877 + CBD

Total Cannabinoids represents the sum of all cannabinoids in the table above.
Results are reported on a dry weight basis: Cannabinoid % / (1.0 - moisture content % / 100) = Dry weight cannabinoids %
LOQ = Limit of Quantitation

Summary

4150 98th Ave S
Fargo, ND
(888) 897-4367
www.hempinspection.com



Bradley Towey

Senior Analytical Chemist



Confident LIMS
All Rights Reserved
(866) 506-5866



This product has been tested by Adams Independent Testing using valid testing methodologies. Values reported apply only to the product tested and only as the sample was received. Adams Independent Testing makes no claims as to the efficacy, safety, or other risks associated with any detected or nondetected level of any compounds reported herein. This Certificate shall not be reproduced except in full, without the written approval of Adams Independent Testing. Test results that are Pass/Fail are reported using the Oregon Health Authority, Public Health Division - Chapter 333-007-0320, effective 1/1/2021. Results above the Limit will be considered Fail and will be in red. This is for informational purposes only and can be changed upon request. Measurement Uncertainty is not used for pass/fail conditions but available upon request.

SAMPLE NAME: Water Soluble (CBN,CBD,CBG,D9) Full Panel Q4+Sept 2024

Infused, Product Inhalable

CULTIVATOR / MANUFACTURER**Business Name:****License Number:****Address:****DISTRIBUTOR / TESTED FOR****Business Name:** Superior Molecular**License Number:****Address:****SAMPLE DETAIL****Batch Number:** WS.FPQ4.101124**Sample ID:** 241015P020**Date Collected:** 10/15/2024**Date Received:** 10/15/2024**Batch Size:****Sample Size:** 1.0 units**Unit Mass:****Serving Size:**Scan QR code to verify
authenticity of results.**CANNABINOID ANALYSIS - SUMMARY**

Density: 1.044 g/mL


SAFETY ANALYSIS - SUMMARYPesticides:  **PASS**Residual Solvents:  **PASS**Heavy Metals:  **PASS**Microbiology (PCR):  **PASS**Microbiology (Plating): **DETECTED**

For quality assurance purposes. Not a Regulatory Hemp Lab Test Report. These results relate only to the sample included on this report. This report shall not be reproduced, except in full, without written approval of the laboratory.


Sample Certification: California Code of Regulations Title 4 Division 19. Department of Cannabis Control Business and Professions Code. Reference: Sections 26100, 26104 and 26110, Business and Professions Code.

Decision Rule: Statements of conformity (e.g. Pass/Fail) to specifications are made in this report without taking measurement uncertainty into account. Where statements of conformity are made in this report, the following decision rules are applied: PASS - Results within limits/specifications, FAIL - Results exceed limits/specifications.

References: limit of detection (LOD), limit of quantification (LOQ), not detected (ND), not tested (NT), too numerous to count >250 cfu/plate (TNTC), colony-forming unit (cfu)



LQC verified by: Randi Vuong
Job Title: Lead Laboratory Technician
Date: 10/21/2024



Approved by: Josh Wurzer
Job Title: Chief Compliance Officer
Date: 10/21/2024



Pesticide Analysis

Pesticide and plant growth regulator analysis utilizing high-performance liquid chromatography-mass spectrometry (HPLC-MS) or gas chromatography-mass spectrometry (GC-MS).

*GC-MS utilized where indicated.

Method: QSP 1212 - Analysis of Pesticides and Mycotoxins by LC-MS or QSP 1213 - Analysis of Pesticides by GC-MS

PESTICIDE TEST RESULTS - 10/18/2024 ✔ PASS

COMPOUND	LOD/LOQ (µg/g)	ACTION LIMIT (µg/g)	MEASUREMENT UNCERTAINTY (µg/g)	RESULT (µg/g)	RESULT
Abamectin	0.03 / 0.10	0.1	N/A	ND	PASS
Azoxystrobin	0.02 / 0.07	0.1	N/A	ND	PASS
Bifenazate	0.01 / 0.04	0.1	N/A	ND	PASS
Bifenthrin	0.02 / 0.05	3	N/A	ND	PASS
Boscalid	0.03 / 0.09	0.1	N/A	ND	PASS
Chlorpyrifos	0.02 / 0.06	≥ LOD	N/A	ND	PASS
Cypermethrin	0.11 / 0.32	1	N/A	ND	PASS
Etoxazole	0.02 / 0.06	0.1	N/A	ND	PASS
Hexythiazox	0.02 / 0.07	0.1	N/A	ND	PASS
Imidacloprid	0.04 / 0.11	5	N/A	ND	PASS
Malathion	0.03 / 0.09	0.5	N/A	ND	PASS
Myclobutanil	0.03 / 0.09	0.1	N/A	ND	PASS
Permethrin	0.04 / 0.12	0.5	N/A	ND	PASS
Piperonyl Butoxide	0.02 / 0.07	3	N/A	ND	PASS
Propiconazole	0.02 / 0.07	0.1	N/A	ND	PASS
Spiromesifen	0.02 / 0.05	0.1	N/A	ND	PASS
Tebuconazole	0.02 / 0.07	0.1	N/A	ND	PASS
Trifloxystrobin	0.03 / 0.08	0.1	N/A	ND	PASS



Residual Solvents Analysis

Residual Solvent analysis utilizing gas chromatography-mass spectrometry (GC-MS).

Method: QSP 1204 - Analysis of Residual Solvents by GC-MS

RESIDUAL SOLVENTS TEST RESULTS - 10/17/2024 ✔ PASS

COMPOUND	LOD/LOQ (µg/g)	ACTION LIMIT (µg/g)	MEASUREMENT UNCERTAINTY (µg/g)	RESULT (µg/g)	RESULT
Propane	10 / 20	5000	N/A	ND	PASS
n-Butane	10 / 50	5000	N/A	ND	PASS
n-Pentane	20 / 50	5000	N/A	ND	PASS
n-Hexane	2 / 5	290	N/A	ND	PASS
n-Heptane	20 / 60	5000	N/A	ND	PASS
Benzene	0.03 / 0.09	1	N/A	ND	PASS
Toluene	7 / 21	890	N/A	ND	PASS
Total Xylenes	50 / 160	2170	N/A	ND	PASS
Methanol	50 / 200	3000	N/A	ND	PASS
Ethanol	20 / 50	5000	N/A	ND	PASS
2-Propanol (Isopropyl Alcohol)	10 / 40	5000	N/A	ND	PASS
Acetone	20 / 50	5000	N/A	ND	PASS
Ethyl Ether	20 / 50	5000	N/A	ND	PASS
Ethylene Oxide	0.3 / 0.8	1	N/A	ND	PASS
Ethyl Acetate	20 / 60	5000	N/A	ND	PASS
Chloroform	0.1 / 0.2	1	N/A	ND	PASS
Dichloromethane (Methylene Chloride)	0.3 / 0.9	1	N/A	ND	PASS

Continued on next page



Residual Solvents Analysis

Continued

RESIDUAL SOLVENTS TEST RESULTS - 10/17/2024 *continued* ✔ PASS

COMPOUND	LOD/LOQ (µg/g)	ACTION LIMIT (µg/g)	MEASUREMENT UNCERTAINTY (µg/g)	RESULT (µg/g)	RESULT
Trichloroethylene	0.1 / 0.3	1	N/A	ND	PASS
1,2-Dichloroethane	0.05 / 0.1	1	N/A	ND	PASS
Acetonitrile	2 / 7	410	N/A	ND	PASS

Heavy Metals Analysis

HEAVY METALS TEST RESULTS - 10/18/2024 ✔ PASS

Heavy metal analysis utilizing inductively coupled plasma-mass spectrometry (ICP-MS).

Method: QSP 1160 - Analysis of Heavy Metals by ICP-MS

COMPOUND	LOD/LOQ (µg/g)	ACTION LIMIT (µg/g)	MEASUREMENT UNCERTAINTY (µg/g)	RESULT (µg/g)	RESULT
Arsenic	0.02 / 0.1	0.2	N/A	ND	PASS
Cadmium	0.02 / 0.05	0.2	N/A	ND	PASS
Lead	0.04 / 0.1	0.5	N/A	ND	PASS
Mercury	0.002 / 0.01	0.1	N/A	ND	PASS

Microbiology Analysis

PCR AND PLATING

MICROBIOLOGY TEST RESULTS (PCR) - 10/19/2024 ✔ PASS

Analysis conducted by polymerase chain reaction (PCR) and fluorescence detection of microbiological contaminants.

Method: QSP 1221 - Analysis of Microbiological Contaminants

COMPOUND	ACTION LIMIT (cfu/g)	RESULT (cfu/g)	RESULT
Bile-Tolerant Gram-Negative Bacteria		ND	
Salmonella spp.	Not Detected in 1g	ND	PASS
Shiga toxin-producing <i>Escherichia coli</i>	Not Detected in 1g	ND	PASS
<i>Staphylococcus aureus</i>		ND	

Analysis conducted by 3M™ Petrifilm™ and plate counts of microbiological contaminants.

Method: QSP 6794 - Plating with 3M™ Petrifilm™

MICROBIOLOGY TEST RESULTS (PLATING) - 10/19/2024 **DETECTED**

COMPOUND	RESULT (cfu/g)
Total Aerobic Bacteria	100.0
Total Yeast and Mold	ND